

Support Post

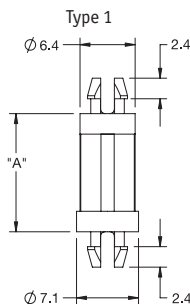
SP/MSPE

Natural



SP1

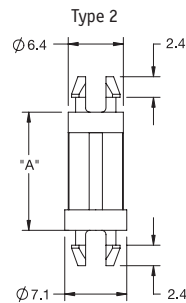
Top Hole: Snap-lock: 4 ± 0.08
Panel Thickness: 1.57



Bottom Hole: Snap-lock: 4 ± 0.08
Panel Thickness: 1.57

SP2

Top Hole: Snap-lock: 4.75 ± 0.08
Panel Thickness: 1.57

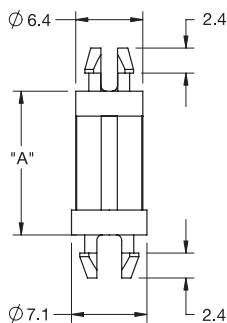


Bottom Hole: Snap-lock: 4.75 ± 0.08
Panel Thickness: 1.57

SP3

Top Hole: Snap-lock: 4 ± 0.08
Panel Thickness: 1.57

Type 3

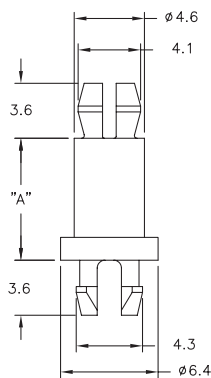


Bottom Hole: Snap-lock: 4.75 ± 0.08
Panel Thickness: 1.57

MSPE

Top Hole: Snap-fit: 3.9 ± 0.05
Panel Thickness: 1.57

Type 4



Bottom Hole: Snap-lock: 3.9 ± 0.05
Panel Thickness: 1.57

Part Number								"A" Standoff Height	Std Pack Qty
SP1 (Type 1)		SP2 (Type 2)		SP3 (Type 3)		MSPE (Type 4)			
Nylon 6/6, RMS-01	UL94 V0 Nylon 6/6, RMS-19	Nylon 6/6, RMS-01	UL94 V0 Nylon 6/6, RMS-19	Nylon 6/6, RMS-01	UL94 V0 Nylon 6/6, RMS-19	Nylon 6/6, RMS-01	UL94 V0 Nylon 6/6, RMS-19		
-	-	-	-	-	-	MSPE-2-01	MSPE-2-19	3.2	1000
SP1-3-01	SP1-3-19	SP2-3-01	SP2-3-19	SP3-3-01	SP3-3-19	MSPE-3-01	MSPE-3-19	4.8	1000
SP1-4-01	SP1-4-19	SP2-4-01	SP2-4-19	SP3-4-01	SP3-4-19	MSPE-4-01	MSPE-4-19	6.4	1000
-	-	-	-	-	-	MSPE-5-01	MSPE-5-19	7.9	1000
SP1-6-01	SP1-6-19	SP2-6-01	SP2-6-19	SP3-6-01	SP3-6-19	MSPE-6-01	MSPE-6-19	9.5	1000
-	-	-	-	-	-	MSPE-7-01	MSPE-7-19	11.1	1000
SP1-8-01	SP1-8-19	SP2-8-01	SP2-8-19	SP3-8-01	SP3-8-19	MSPE-8-01	MSPE-8-19	12.7	1000
SP1-10-01	SP1-10-19	SP2-10-01	SP2-10-19	SP3-10-01	SP3-10-19	MSPE-10-01	MSPE-10-19	15.9	1000
-	-	-	-	-	-	MSPE-11-01	MSPE-11-19	17.5	1000
SP1-12-01	SP1-12-19	SP2-12-01	SP2-12-19	SP3-12-01	SP3-12-19	MSPE-12-01	MSPE-12-19	19.1	1000
SP1-14-01	SP1-14-19	SP2-14-01	SP2-14-19	SP3-14-01	SP3-14-19	MSPE-14-01	MSPE-14-19	22.2	1000
SP1-16-01	SP1-16-19	SP2-16-01	SP2-16-19	SP3-16-01	SP3-16-19	MSPE-16-01	MSPE-16-19	25.4	1000
-	-	-	-	-	-	MSPE-20-01	MSPE-20-19	31.8	1000
-	-	-	-	-	-	MSPE-22-01	MSPE-22-19	34.9	1000